



Migration Trends and Solutions

Ariel G. Ruiz Soto

Policy Analyst

USMEX/COMEXI

March 10, 2023



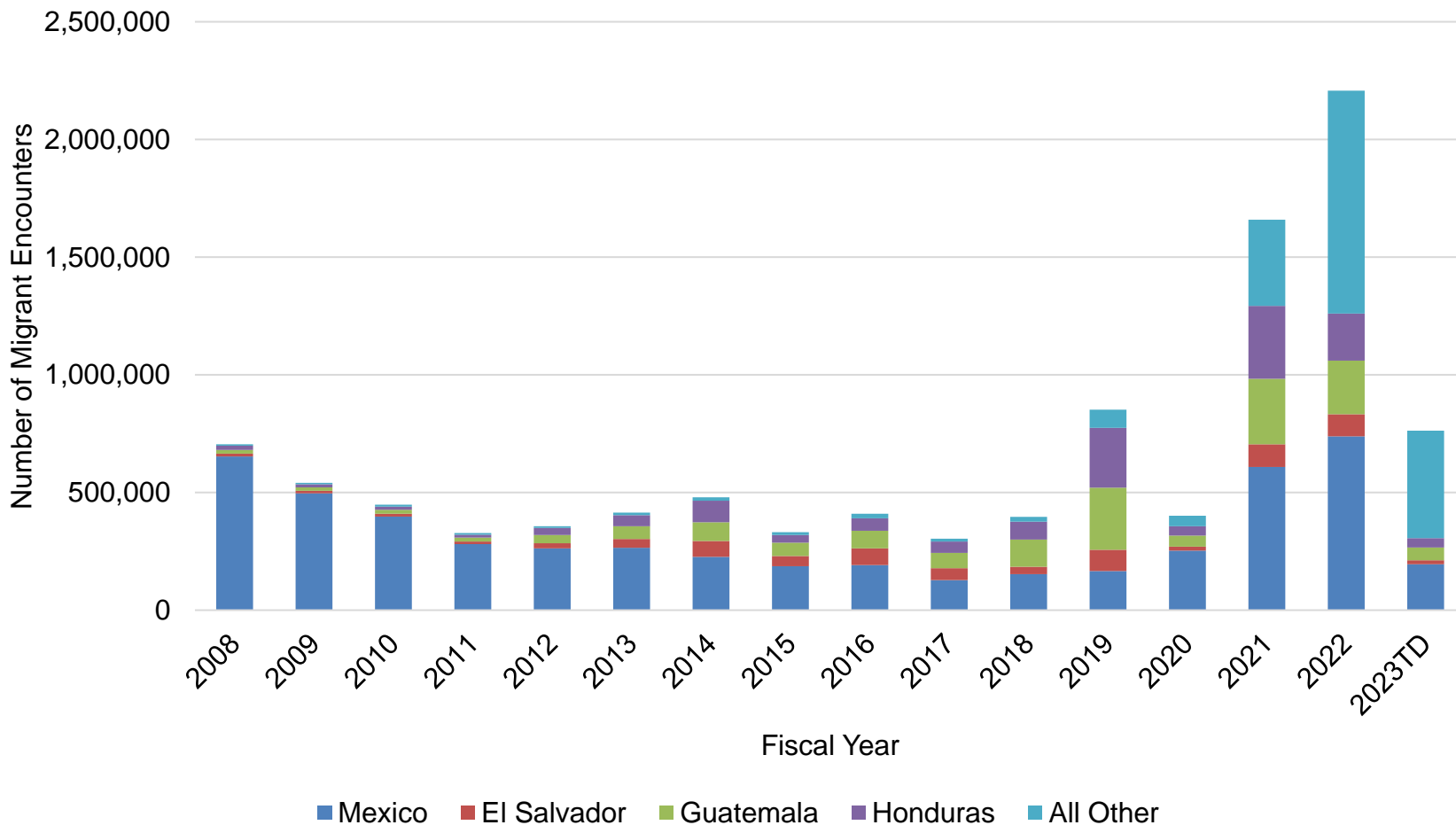
Regional Management Considerations

- Los Angeles Declaration on Migration and Protection (legal pathways, asylum, integration, coordination) at Summit of the Americas
- Trilateral negotiations between Canada, Mexico and the United States -- North American Leadership Summit
- Political instability continues in Nicaragua, Haiti, and Venezuela
- Changing policies towards Venezuela in region and by US (long-term shifts + new governments)
- COVID waves and ramifications



Increasingly Hemispheric, Mixed Flows to the United States

U.S. Border Patrol Southwest Border Encounters by Nationality, FYs 2008-2023 YTD



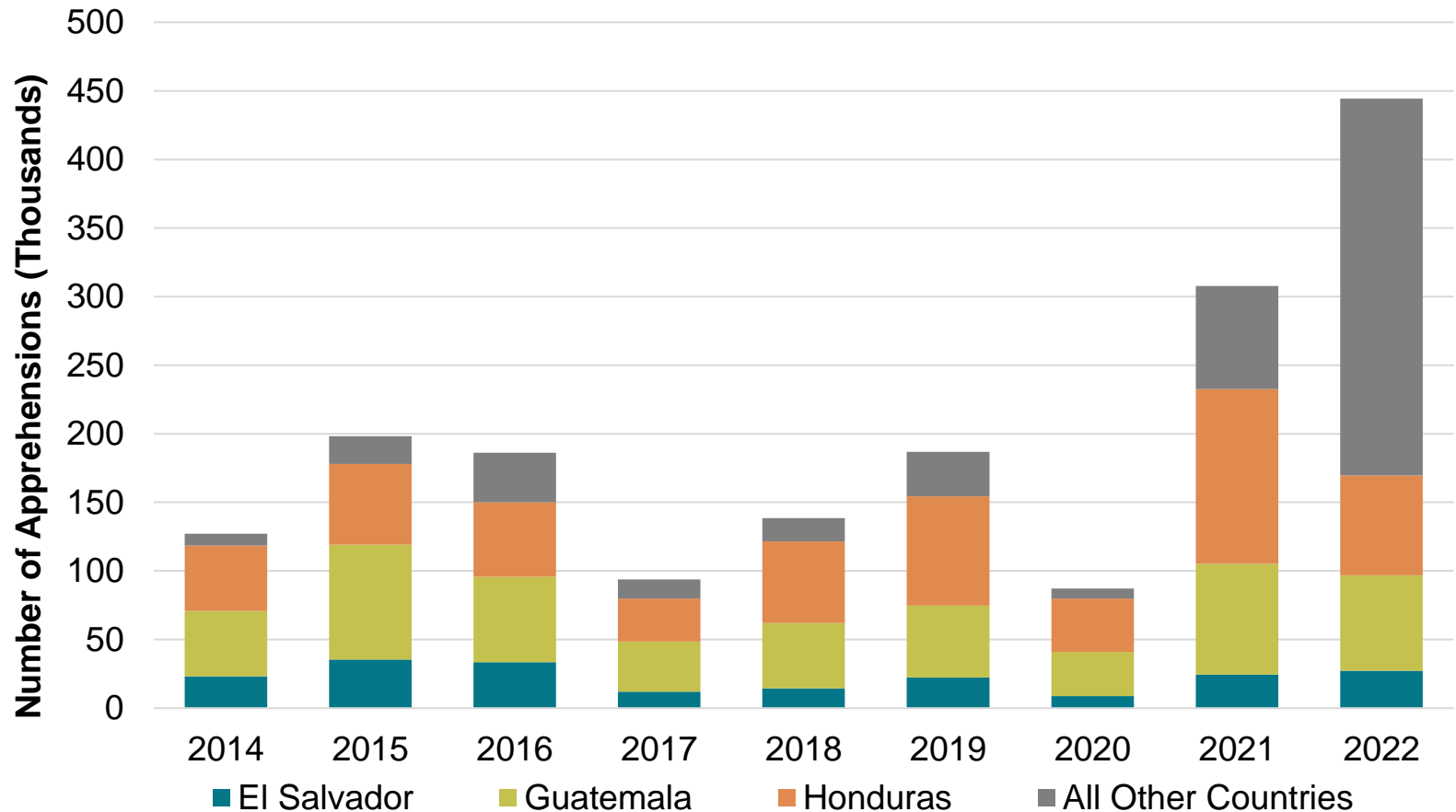
Note: FY 2022 YTD includes data from October 2022 through January 2023.

Sources: CBP, "Southwest Border Migration FY 2020," <https://www.cbp.gov/newsroom/stats/sw-border-migration>;
U.S. Border Patrol, "U.S. Border Patrol Nationwide Apprehensions by Citizenship and Sector."



Lower Shares of Central American Migration to Mexico

Mexican Apprehensions by Nationality, Calendar Years 2014-2022



Source: Secretaría de Gobernación (SEGOB), "Boletín Mensual de Estadísticas Migratorias, 2014-2022," http://portales.segob.gob.mx/es//PoliticaMigratoria/Boletines_Estadisticos.

© 2023 Migration Policy Institute

Extra-Regional Migration

- Highest number of extra-regional migrants encountered at the U.S.-Mexico border in FY22: 568,000

U.S. Border Patrol Southwest Border Encounters of Top 10 Extra-Regional Nationalities, FYs 2019-23*

Citizenship Country	2019	2020	2021	2022	2023
Venezuela	2,202	2,787	48,678	187,716	47,249
Nicaragua	13,309	2,291	50,109	163,876	93,926
Brazil	17,893	7,161	56,881	53,457	3,785
Cuba	11,645	13,410	38,674	220,908	112,645
Colombia	401	404	6,202	125,172	59,569
Haiti	2,046	4,535	47,255	53,910	20,503
India	7,675	1,120	2,588	18,308	10,212
Ecuador	13,131	12,095	96,150	24,060	44,245
Turkey	57	109	1,409	15,445	5,673
Romania	289	276	4,067	5,992	753

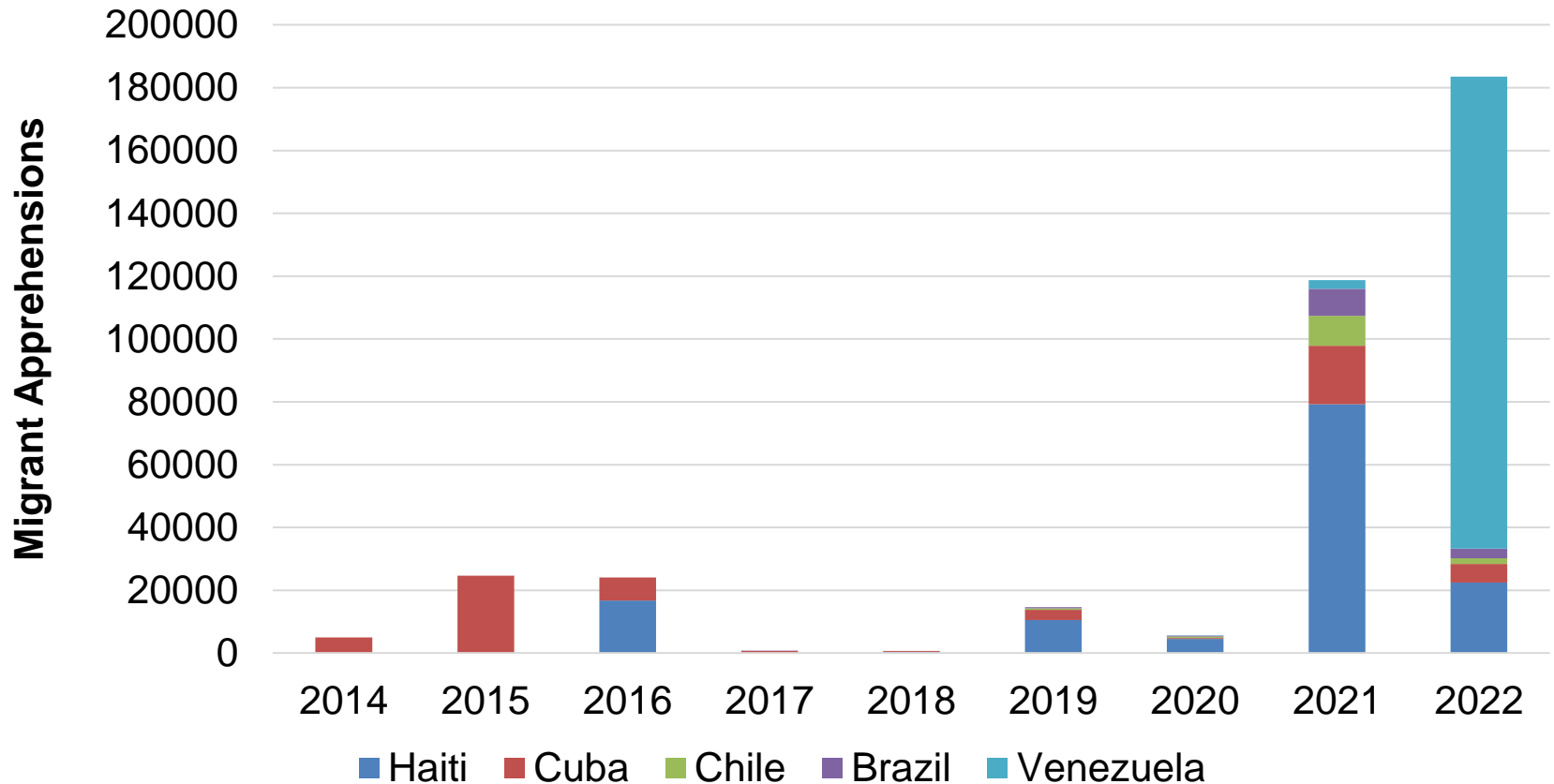
Note: Data figures for FY 2023 are from October 2022 through January 2023.

Source: U.S. Border Patrol, “U.S. Border Patrol Nationwide Apprehensions by Citizenship and Sector”; CBP, “Nationwide Encounters,” <https://www.cbp.gov/newsroom/stats/nationwide-encounters>



Extra-Regional Migration

- Record migrant apprehensions by Panamanian authorities for top five countries of nationality in 2022

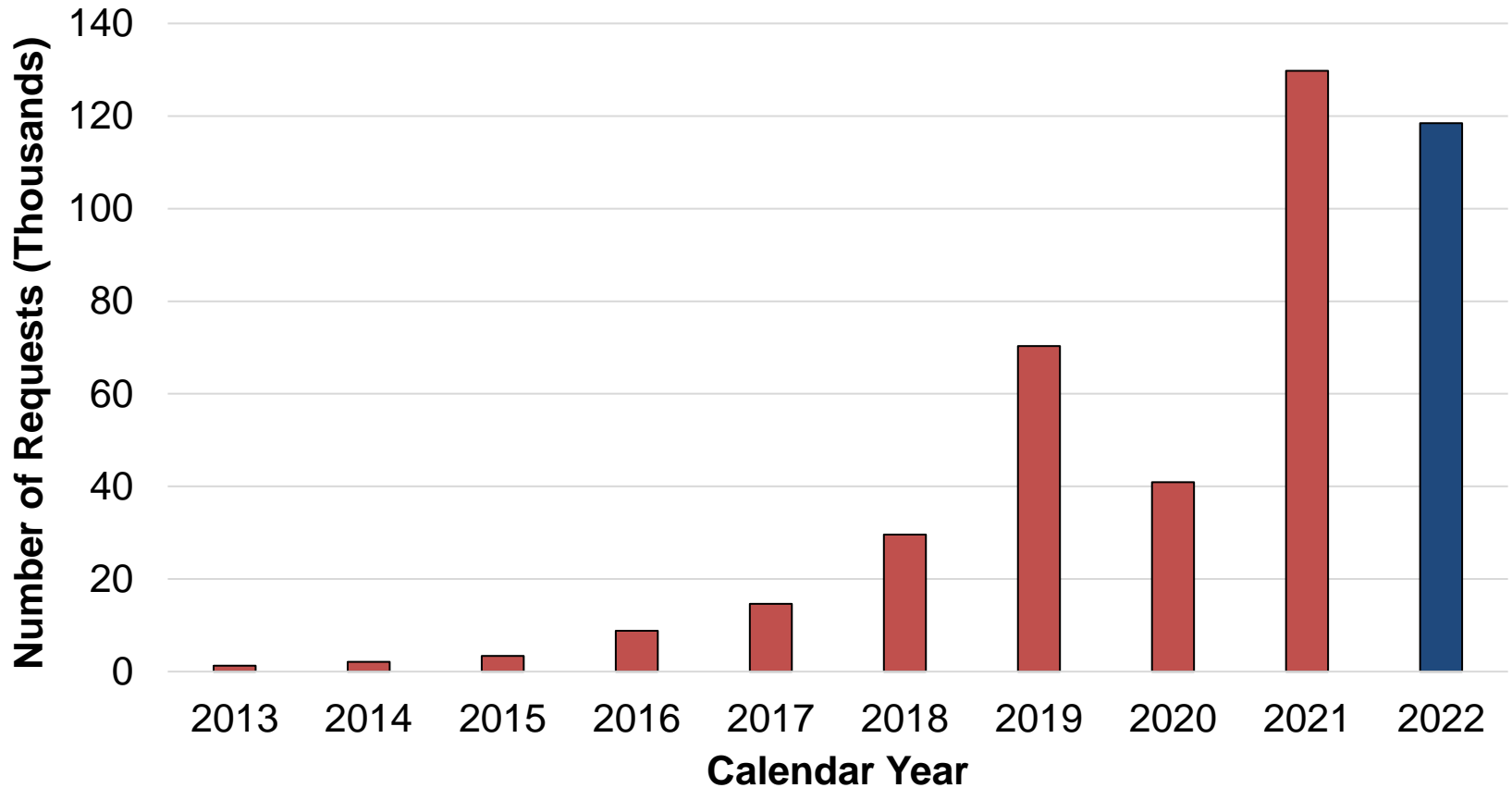


Sources: Servicio Nacional de Migración [Panama], https://www.migracion.gob.pa/images/pdf/IRREGULARES_DARIEN_2010_2018.pdf;
https://www.migracion.gob.pa/images/pdf/IRREGULARES_POR%20DARIEN_DICIEMBRE_2019.pdf;
https://www.migracion.gob.pa/images/images2020/pdf2020/IRREGULARES_POR_DARIEN_DICIEMBRE_2020.pdf

© 2023 Migration Policy Institute



Unprecedented Number of Asylum Requests Pose Capacity Challenges in Mexico



Notes: The humanitarian protection requests in this figure include applications for refugee status, which are processed by Mexico’s Refugee Agency (COMAR), but not political asylum which is granted by the Foreign Ministry.

Source: COMAR, “[Solicitudes de Refugio al Cierre de Mayo 2022](https://www.gob.mx/comar/articulos/la-comar-en-numeros-273823?idiom=es),” accessed June 23, 2022; COMAR, “La COMAR en números,” <https://www.gob.mx/comar/articulos/la-comar-en-numeros-273823?idiom=es>



Emerging and Heightened Enforcement in Mexico and Central America

- Mexico established permanent presence on its border with Guatemala, deploys National Guard following U.S.-Mexico Joint Declaration (June 2019)
- Mexico institutes visa requirements for citizens of Ecuador (Aug 2021), Brazil (Dec 2021), Venezuela (Jan 2022), and pre-registration for Colombia (Mar 2022)
- U.S.-Mexico Joint Declaration (March 2021)
 - Implementation of controls and verification to emigrate
 - 43 percent of migrant apprehensions between August to October
- Mexico accepts Title 42 Expulsions of Venezuelans from the United States (October 2022); and of Cubans, Nicaraguans, and Haitians (January 2023)



Emerging and Heightened Enforcement in Mexico and Central America

- Guatemala leverages National Police to contain migration flow at key ports of entry and in the interior
 - Required negative COVID test results, proof of relationship to children
 - Increased surveillance at border ports, respond to migrant caravans, expulsions of Venezuelans
- El Salvador deploys border enforcement units of migration officials and police
- Panama and Costa Rica increase surveillance along border ports of entry – focus on Cubans and Venezuelan migrants

FOR MORE INFORMATION



Ariel G Ruiz Soto

Policy Analyst

aruiz@migrationpolicy.org

For additional information and to receive updates:

www.migrationpolicy.org/signup

For interactive data tools, visit:

www.migrationpolicy.org/datahub